




Outdoor Trash Can Storage Clarification

This policy provides clarification to Article 5, Sec.1, Subsection O of the Lockeridge Farms Declaration of Covenants, Conditions, and Restrictions (DCCR) which state:

“No Lot shall be used or maintained as a dumping ground for rubbish, nor shall any substance, thing, or material be kept upon any Lot that will emit foul or obnoxious odors. Trash, garbage, or other waste shall not be kept except in sanitary containers. All incinerators, containers, or other equipment for the storage or disposal of such materials shall be kept in a clean and sanitary condition. No weeds, underbrush, or other unsightly growths shall be permitted to grow or remain upon any Lot, and no refuse pile or unsightly objects shall be allowed to be placed or suffered to remain anywhere thereon. No compost shall be permitted upon any Lot.”

Clarification

Residents are to store trash containers out of public view which may include the garage, behind the side gate, or behind an approved outdoor trash can enclosure (see OTCE Enclosure Policy).



Storage Location Violation
(In View - Driveway)



Storage Location Violation
(In View - Side of Home)



Storage Location Compliant
(Inside Garage)



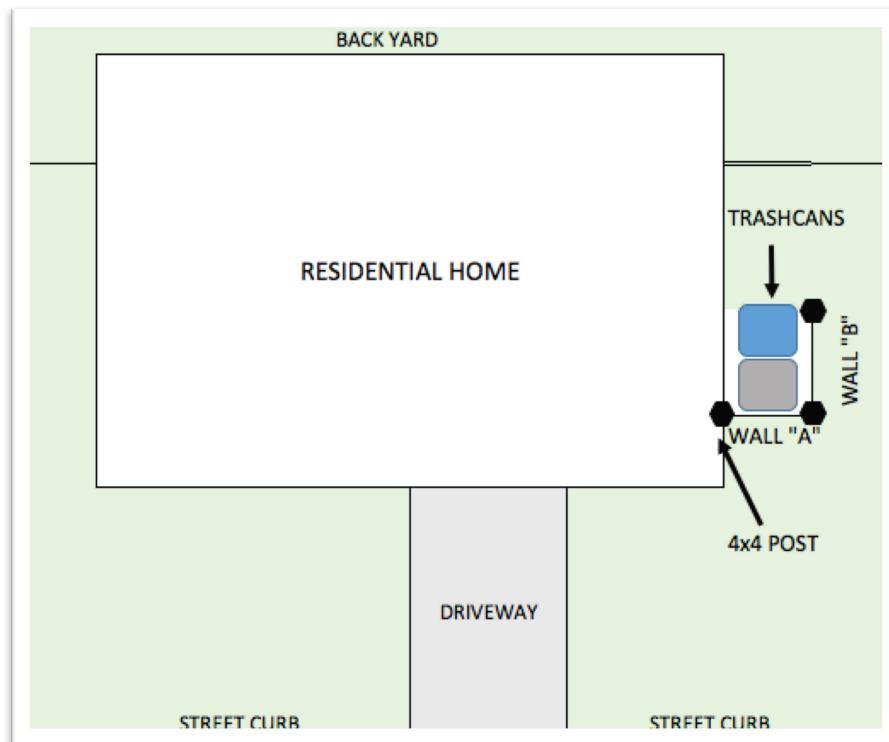
Outdoor Trash Can Enclosure Policy

An Outdoor Trash Can Enclosure (OTCE) unit is an optional, 2-sided unit intended to conceal trash containers from view and on one side of the home. OTCE construction materials are required to match the board width, board style, and height of the existing property fence. Residents are permitted to use pavers within the OTCE walls, but not outside the walls. Before installing an OTCE, residents are required to submit an Architectural Request Form to the Board of Directors. Upon approval, the OTCE may be installed. The OTCE must remain in good repair at all times with no missing or damaged boards, unpainted or unstained, and either wall cannot be leaning.

OTCE Requirements:

1. Only (1) unit may be installed - On the left or right side of the home
2. Must have (3) 4x4 posts set in concrete to support walls (A) & (B) ●
3. Walls (A) & (B) must be the same height as the closest side fence
4. Wall (A) must butt against the home's outer wall as close as reasonable
5. Wall (A) may not exceed 40 inches in length
6. Wall (B) may not exceed 84 inches in length


**** Illustration is not to scale**





Lockeridge Farms Homeowners Association in Spring, Texas

SAMPLE PICTURES OF AN OTCE IN LOCKERIDGE FARMS



The Lockeridge Farms Community is Managed by Texas Management Company
25211 Grogans Mill Rd, The Woodlands, TX 77384
(832) 910-7525